

Do You Like Trains?

LESSON PLAN

KINDERGARTEN: New Words & Meanings

CCS OBJECTIVE: Help students understand pronunciation and meaning of new words. Ask and answer questions about unknown words in text of a story. (RL.K4)

Materials:

- ◆ *Do You Like Trains?* Book
- ◆ Crayons or coloring pencils
- ◆ Worksheet

Instructions:

- ◆ Read *Do You Like Trains?* to students.
- ◆ Ask students if they know what a hopper is, or boxcars, cabooses, cowcatchers, and gondolas.
- ◆ Distribute the worksheets to students for their reference.
- ◆ Explain the differences between hoppers, boxcars, a caboose, engines with cowcatchers, and gondolas, using the worksheet as an additional guide to students.

Boxcars Carry any kind of boxed or packaged cargo. They have a roof and sliding doors.

Caboose The last car on a freight train and holds train workers.

Cowcatcher Used on the front of the engine to push aside cattle and other animals to clear the tracks.

Gondolas Carry heavy loads like pipes. They look like boxcars, but don't have sliding doors. Some are open at the top.

Hoppers Carry loose cargo such as grain, sand or coal. The cargo is poured into the top and then unloaded from chutes on the bottom of the hopper.

- ◆ Explain the directions to the worksheet for students to color and trace the words.




Do You Like Trains?


KINDERGARTEN: New Word & Meanings

Name: _____ Teacher: _____ Date: _____


1. Color the different train cars.
2. Identify the train car names by tracing the words below the picture.




Boxcars




Caboose



Cowcatchers



Gondolas



Hoppers